

 Black or white triangle counters in Truss 15 system - with legs, bases and MDF top plate - 98 cm height. Profiles and clips for banner incl. Foldable construction - very easy to assemble and disassemble. Can be used with or without banner.

 Schwarzer oder weisser dreieckiger Messtisch in Truss 15 System. Mit Beinen, Füßen und MDF-Tischplatte. 98 cm Hoch. Inkl. Top- und Bodenclips samt Alu-Profilen mit doppelseitigem Klebeband für eine Bannerbefestigung. Die Module sind faltbare, und sehr einfach zu montieren und aufzustellen. Kann auch ohne Banner aufgestellt werden.

 Sort eller hvid trekantet messedisk i Truss 15 system - med ben, fædder og MDF bordplade - 98 cm høj. Leveres med dobbeltklæbende alu-profiler, samt klips til bannermontering. Modulerne er sammenklappelige konstrueret - lette at samle og afmontere. Kan anvendes med eller uden banner. Leveres uden banner.

Supplied complete with:






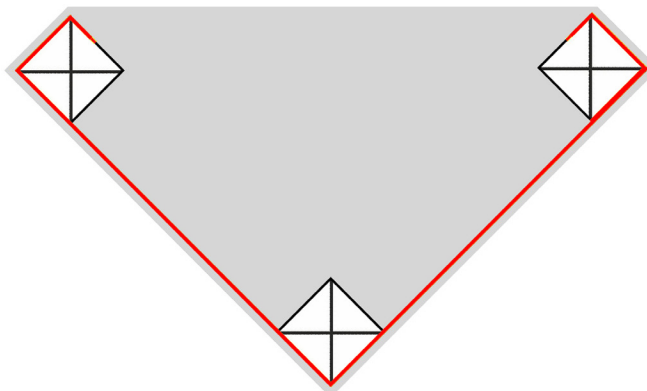
- MDF top plate 95 x 95 x 2 cm
- 3 pcs. 90 cm modules
- 3 pcs. connector cross
- 3 pcs. regular base
- 2 pcs. alu lists 90 cm
- 6 pcs. bottom clips (with rubber band)

Banner size:

Width 236 cm
Height 90 cm
(not incl.)

Banner mounting:

Mount the banner vertical with alu lists at start and end and click on with bottom clips



Model	Article	Product	Modules	Color	Size top plate	Total W x H x D	Weight
759	1759	Triangle counter	15 x 15 cm	Black	95 x 95 x 2 cm	95 x 98 x 95 cm	16,0 kg
779	1759w	Triangle counter	15 x 15 cm	White	95 x 95 x 2 cm	95 x 98 x 95 cm	16,0 kg



Banner size: The banner size for CROWN Truss must have the same size as the inner measure between the modules. Approx. 3 cm in top and bottom of the banner must be wrapped around the alu profile and are thus not visible. The alu profile is mounted with tape.

Bannermaße: Banner Größe für CROWN Truss muß das selbe als den Innenmaßen schwi-schen die Module sein. Etwa 3 cm vom Banner oben und unten wird um die Aluleiste gewickelt und ist hiermit nicht sichtbar. Die Aluleiste ist mit Klebeband montiert.

Bannermål: Bannermål til CROWN Truss skal være det samme som det indvendige mål på din opstilling. Ca. 3 cm i top og bund af banneret vikles rundt om alulisten, og bliver dermed ikke synligt. Alulisten er monteret med tape.

Banner material:

We recommend
250-320 g
polyester
or similar

Mounting of banner
on alu profile with tape



Top clip: 3 pcs. per banner metre

Aluprofile 3 x 12 mm (x length) with tape ▼



Banner height: Measure between modules

Banner width: Measure between modules

Visible banner height: Measure between modules + 6 cm




Bottom clip: 3 pcs. per banner meter



15 x 15 cm modules

- A modular truss system 15 x 15 cm made in strong and durable materials - aluminum, steel and composite.
- Black or white
- 4 screws for connecting
- The modules can be folded so that they do not take up much space during transport or storage






10 x 10 cm modules

- A modular truss system 10 x 10 cm made in strong and durable materials - aluminum, steel and composite.
- Black or white
- 1 screw for connecting - for faster assembly
- Not foldable



Black bases

- Choose between 3 different bases for 10 cm or 15 cm modules for indoor use
- Outdoor base for 15 cm modules only




White bases

- Choose between 3 different bases for 10 cm or 15 cm modules for indoor use

Mounting

- Very easy to assemble and disassemble
- Use a small Bosch IXO screwdriver (or similar)



Banner & accessories

- Mount the banner on the aluminum profile with tape (incl.) and roll it once or twice
- Attach the top- and bottom clips to the profile with banner and hang it on the stand
- Finally mount the accessories

