




10 or 15 cm modules - black or white



A strong and stable wall with three feet, incl. clips and aluminum profiles for banner mounting. Spots are optional. Can be used as double sided by ordering extra clips + aluminum profiles for the extra banners. Delivered without banner.

Eine starke und stabile Messewand mit drei FüÙe, inklusive Clips und Alu-Profile für die Bannermontierung. Strahler sind optional. Kann mit extra Clips + Alu-Profile für die extra Banner als doppelseitig verwendet werden. Wird ohne Banner geliefert.

En stærk og stabil væg med tre fødder, inkl. klips og aluprofiler til bannermontering. Spots er tilbehør. Kan bruges som dobbeltsidet ved tilkøb af klips + aluprofiler til ophæng af ekstra banner. Leveres uden banner.



Optional spot
art. 1543




Optional powerspot
art. 1548



Truss 10 with 1 connection point
Truss 15 with 4 connection points



Corner blocks
10 & 15 cm



Regular bases



Truss 15 can be folded



Truss 15 can be folded



Banner with top clip



Connector cross
10 & 15 cm



Optional transport flight case - art. 9961/9962



Optional brochure holders



LOWER PART:

15 x 15 modules measures

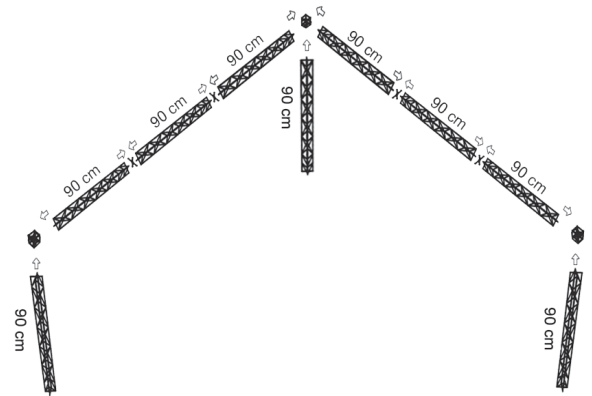
- 6 x
- 3 x
- 3 x
- 7 x



1

UPPER PART:

- 9 x
- 3 x
- 4 x

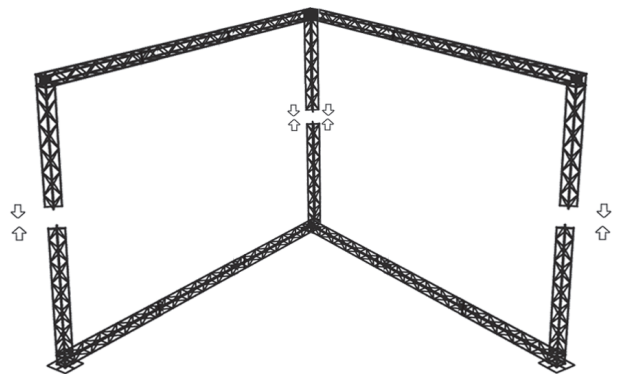


2

ASSEMBLY:

Install Banners at upper part.

Mount upper part on top of lower part.



3

Model	Article	Product	Modules	Color	Print size	Total W x H x D	Weight
668	1168	Truss 10 L-shape wall	10 x 10 cm	Black	2 pcs. 242 x 201 cm	262 x 224 x 262 cm	28,5 kg
688	1168w	Truss 10 L-shape wall	10 x 10 cm	White	2 pcs. 242 x 201 cm	262 x 224 x 262 cm	28,5 kg
768	1768	Truss 15 L-shape wall	15 x 15 cm	Black	2 pcs. 273 x 212 cm	307 x 246 x 307 cm	52,0 kg
788	1768w	Truss 15 L-shape wall	15 x 15 cm	White	2 pcs. 273 x 212 cm	307 x 246 x 307 cm	52,0 kg



Banner size: The banner size for CROWN Truss must have the same size as the inner measure between the modules. Approx. 3 cm in top and bottom of the banner must be wrapped around the alu profile and are thus not visible. The alu profile is mounted with tape.

Bannermaße: Banner Größe für CROWN Truss muß das selbe als den Innenmaßen schwi-schen die Module sein. Etwa 3 cm vom Banner oben und unten wird um die Aluleiste gewickelt und ist hiermit nicht sichtbar. Die Aluleiste ist mit Klebeband montiert.

Bannermål: Bannermål til CROWN Truss skal være det samme som det indvendige mål på din opstilling. Ca. 3 cm i top og bund af banneret vikles rundt om alulisten, og bliver dermed ikke synligt. Alulisten er monteret med tape.

Banner material:

We recommend
250-320 g
polyester
or similar

Mounting of banner
on alu profile with tape



Top clip: 3 pcs. per banner metre

Aluprofile 3 x 12 mm (x length) with tape ▼





Bottom clip: 3 pcs. per banner meter



15 x 15 cm modules

- A modular truss system 15 x 15 cm made in strong and durable materials - aluminum, steel and composite.
- Black or white
- 4 screws for connecting
- The modules can be folded so that they do not take up much space during transport or storage






10 x 10 cm modules

- A modular truss system 10 x 10 cm made in strong and durable materials - aluminum, steel and composite.
- Black or white
- 1 screw for connecting - for faster assembly
- Not foldable



Black bases

- Choose between 3 different bases for 10 cm or 15 cm modules for indoor use
- Outdoor base for 15 cm modules only





White bases

- Choose between 3 different bases for 10 cm or 15 cm modules for indoor use

Mounting

- Very easy to assemble and disassemble
- Use a small Bosch IXO screwdriver (or similar)



Banner & accessories

- Mount the banner on the aluminum profile with tape (incl.) and roll it once or twice
- Attach the top- and bottom clips to the profile with banner and hang it on the stand
- Finally mount the accessories

